

CpONE®

CASE/TRAY PACKERS



This **Simplifies** Everything.

Simply put, CpONE® represents a highly productive blend of real world innovation and technology, delivered with a new level of simplicity, performance and value.

DOUGLAS

EMPLOYEE OWNED. CUSTOMER DRIVEN.

Clearly Simplified Packaging Technology

CpONE is more than a machine, it's a simplified platform of technologies designed to maximize efficiencies, performance and value for your unique application.

Simplicity = Productivity

CpONE's simplicity targets the pain points and complexities faced by consumer packaged goods producers in operating and maintaining packaging automation equipment. The integration of smarter, more efficient and highly functional technologies are the foundation of CpONE's simplicity.

Simplified sightlines, access & operation

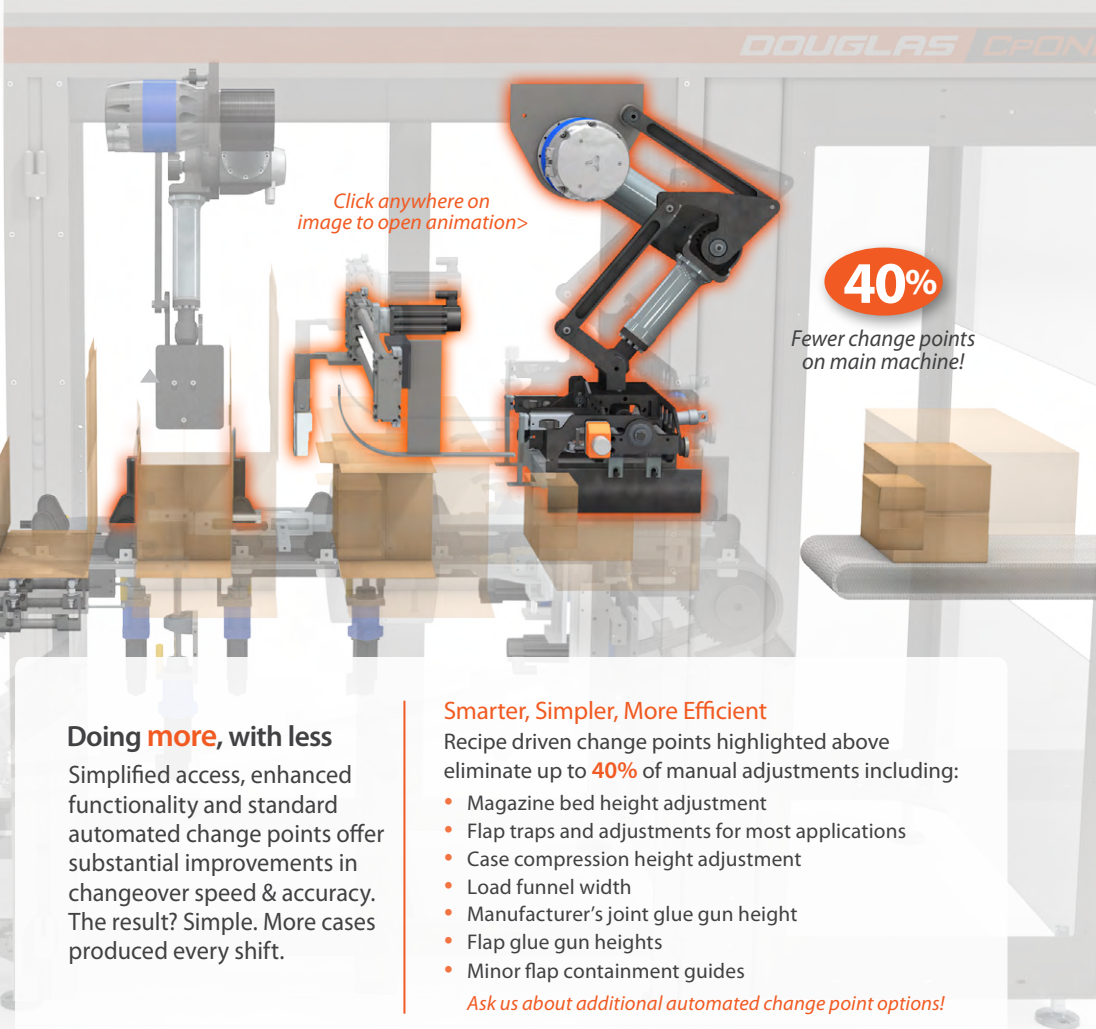

- Easy to see and understand machine process and functions
- Quickly and easily recognize and access intervention needs
- All operations designed with workforce simplicity in mind

Up to 40% fewer parts & 30% fewer lubrication points

- Smartly applied mechanisms and robotics for fewer adjustments, less human error, less to clean, wear and fail
- Significant reduction in both periodic and unplanned maintenance

Changeovers, Simplified

It's time to change the way you look at changeover



Doing **more**, with less

Simplified access, enhanced functionality and standard automated change points offer substantial improvements in changeover speed & accuracy. The result? Simple. More cases produced every shift.

Smarter, Simpler, More Efficient

Recipe driven change points highlighted above eliminate up to **40%** of manual adjustments including:

- Magazine bed height adjustment
- Flap traps and adjustments for most applications
- Case compression height adjustment
- Load funnel width
- Manufacturer's joint glue gun height
- Flap glue gun heights
- Minor flap containment guides

Ask us about additional automated change point options!


Effortless Performance

Simplicity itself generates performance. When combined with knowledge and experience in handling products and packaging materials, performance peaks.

- Simplified mechanisms, familiar Rockwell controls and robot designs optimized for case packer function, form and duty-cycle
- Overlapping device motions allow for smoother product handling and machine motions
- Servo motors applied for advanced applications or customer preference
- Position and motion control of pneumatic cylinders through "servo pneumatics"
 - Less air usage
 - No end stops; 2-direction control

Douglas' PCS - Positive Case Setup

- Leverages the 'in-motion' segment of indexing to optimize case set up
- Case setup motion recipes set via HMI using basic case dimension parameters
- Improves efficiency and dramatically reduces disruptive forces in erecting and controlling the case
- Separate flap traps eliminated on small to mid-size case applications
- Enables more consistent glue application and reduced consumption



More effective case & tray forming & sealing

- Quality finished cases protect products and aid in palletizing and distribution
 - 8 corner case squaring optimizes case form
 - Pivoting major flap folding & sealing ensures consistency



Maximizing **value** has never been easier

CpONE's technology and design configurations are based on application needs, capabilities and preference. Through our extensive discovery process, we listen, thoroughly evaluate your needs, and offer the appropriate solution to meet or exceed performance goals while maximizing ROI.

Value for less demanding applications

Less demanding applications allow the use of less costly technologies. Smartly applied, return on investment is maximized while meeting or exceeding required performance.

- Servo-pneumatic technology offers value and performance via position and motion control of air cylinders
- Case loader designs with AC vector drives offer reliable performance with reduced investment for lower speed applications
- Upper compression servo ball-screw drive delivers accessibility and reliability

Base-Level
technologies



High-Level
technologies



Value for the most demanding applications

CpONE combines high-level technologies and innovation to meet the most demanding needs. For maximum speed, performance and complex product handling, CpONE's capabilities and unique simplicity are unmatched.

- Servo driven motions maximize capability
- Case loading with simplified robot technology or servo driven mechanisms = less parts, more performance
- Robot actuated compression system for speed and precision
- CpONE robots optimize performance and simplify operation and maintenance
 - Rockwell Logix controllers and drives
 - Case size parameters establish robot recipes for case setup and compression

Product infeed & collation

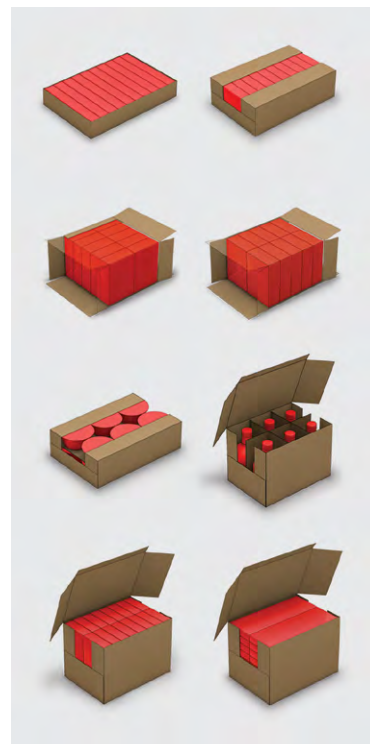
A variety of proven infeed and collation solutions are available to address most combinations of product types and application demands. Each solution is designed to provide performance and value to best meet your individual needs.

Ask for more information about available solutions or explore [CpONE Innovations here >](#)

Specifications

SPEED	5 cases/min to 45 cases/min, scalable configurations address different application, speed and investment levels
CASE TYPES	Wraparound cases, knockdown cases and trays RSC, HSC, economy, harness, POL and FOL flap configurations Minimum flaps: 2" (50.8 mm) Maximum flaps: 6" (152.4 mm) Minimum manufacturer's flap for wraparound cases: 1.5" (38.1 mm) (outside manufacturer's flap standard, inside optional)
CASE SIZE RANGE	Direction of Travel x Vertical x Across Machine* CpONE – 18" index (457.2 mm) Minimum: 4" (101.6 mm) x 3" (76.2 mm) x 6" (152.4 mm) Maximum: 12" (304.8 mm) x 12" (304.8 mm) x 18" or 22" (558.8 mm) CpONE – 24" index (609.6 mm) Minimum: 4" (101.6 mm) x 3" (76.2 mm) x 6" (152.4 mm) Maximum: 18" (457.2 mm) x 12" (304.8 mm) x 18" or 22" (558.8 mm) * Maximums may not be available in combination - Larger format capabilities available
ADJUSTMENTS	HMI selectable recipes, automatic position actuators, threaded screws, hand wheels and hand knobs with position pointers and numeric scales
ELECTRICAL	Rockwell Automation (AB) programmable logic controller, servo and AC drives, and PanelView+ HMI Servo motors - Rockwell VPL and Wittenstein TPM NEMA 12 wiring and enclosures, floor mounted, overhead mounted optional Washdown options available

Typical Pack Patterns



Specification limits may not be available in all combinations and are subject to change without notice. For custom specifications and information, contact your Sales Manager today at: [320.763.6587](tel:320.763.6587) or info@douglas-machine.com.

Customer Driven After Sale Support



Douglas is proud to provide our customers with world class services.

Remote Service Technicians are located throughout the United States to offer local support as quickly as possible. We offer exceptional programs designed to keep your operation on the move and improve your bottom line. Machine inspection, audit, analysis, training and a solid warranty just to name a few. Our team is dedicated to assisting you throughout the life of your equipment.

When you choose Douglas, you're getting more than a quality product, you're gaining a complete **Customer Driven** experience. In every aspect of your relationship with us, our friendly and skilled employee owners are 100% committed to provide you with valuable and effective collaboration, innovative solutions, responsive support and more.

more. It's not just what we do, it's who we are.

To discover how **Customer Driven** means **more** to you, contact Douglas Machine at [320.763.6587](tel:320.763.6587) or info@douglas-machine.com to discuss your packaging needs today.

Visit douglas-machine.com for details about our company, our products/solutions and our service & support.



EMPLOYEE OWNED, CUSTOMER DRIVEN.